

## ESD5V0D9B

### Description

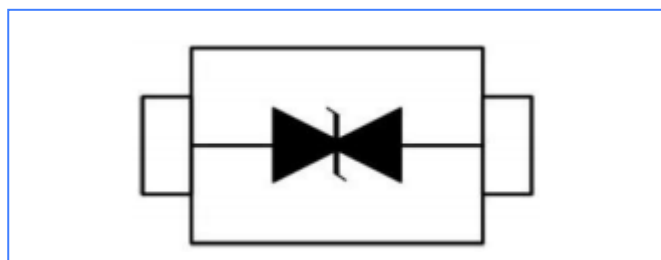
ESD5V0D9B is designed to protect voltage sensitive components from ESD and transient voltage events. Excellent clamping capability, low leakage, and fast response time, make these parts ideal for ESD protection on designs where board space is at a premium.

### Features

- 150 Watts Peak Pulse Power per Line ( $t_p=8/20\mu s$ )
- Operating voltage: 5V
- Low leakage current
- Package: SOD-923
- Low clamping voltage
- Complies with following standards:
  - IEC 61000-4-2 (ESD) immunity test
    - Air discharge:  $\pm 15kV$
    - Contact discharge:  $\pm 8kV$



### Functional Diagram



### Applications

- Cellular Phones
- Portable Devices
- Digital Cameras
- Power Supplies

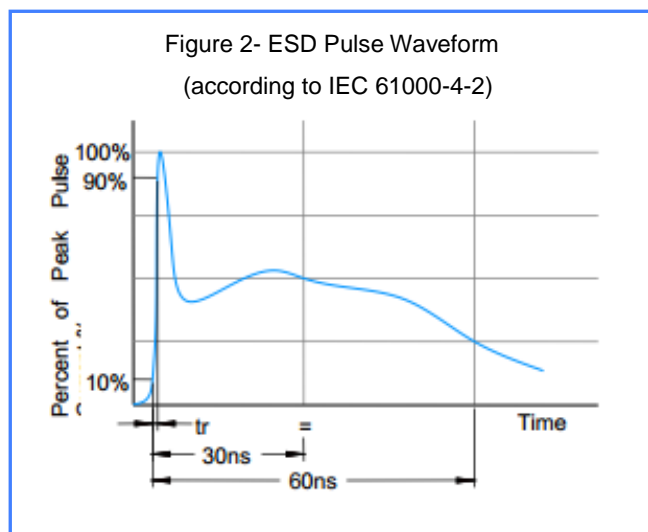
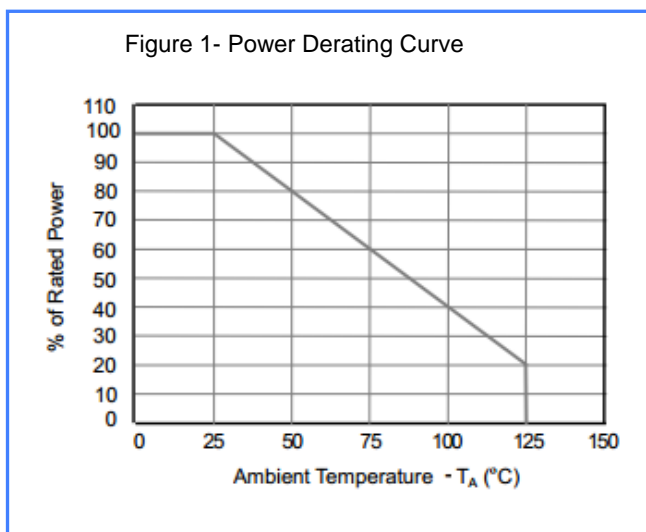
### Absolute Maximum Ratings( $T_{amb}=25\text{ }^\circ\text{C}$ unless otherwise specified)

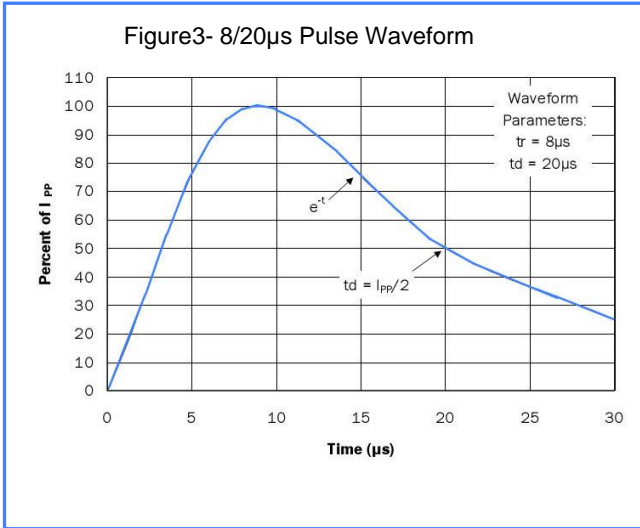
Parameter	Symbol	Value	Unit
Peak Pulse Power (8/20 $\mu s$ )	$P_{PP}$	150	Watts
ESD per IEC 61000-4-2 (Air)	$V_{ESD}$	$\pm 15$	KV
ESD per IEC 61000-4-2 (Contact)		$\pm 8$	KV
Lead Soldering Temperature	TL	260 (10 sec)	$^\circ\text{C}$
Operating Temperature Range	$T_J$	-55 to +125	$^\circ\text{C}$
Storage Temperature Range	$T_{STJ}$	-55 to +150	$^\circ\text{C}$

**Electrical Characteristics (TA = 25 °C unless otherwise noted)**

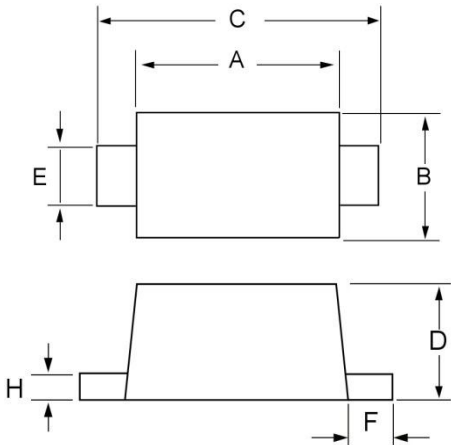
Parameter	Symbol	Conditions	Min.	Typ.	Max.	Units
Reverse Stand-off Voltage	VRWM				5	V
Reverse Breakdown Voltage	VBR	It = 1mA	6			V
Reverse Leakage Current	IR	VR =VRWM			1	μA
Clamping Voltage	VC	@IPP			18.6	V
Junction Capacitance	CJ	VR=0V, f = 1MHz			15	pF

**Characteristics Curves**

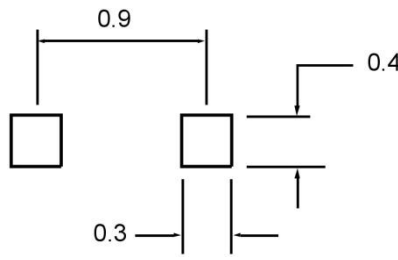




**PACKAGE OUTLINE DIMENSIONS in millimeters (inches) :**



Dim	Inches		Millimeters	
	MIN	MAX	MIN	MAX
A	0.030	0.033	0.75	0.85
B	0.022	0.026	0.55	0.65
C	0.037	0.041	0.95	1.05
D	0.014	0.017	0.36	0.43
E	0.006	0.010	0.15	0.25
F	0.002	0.006	0.05	0.15
H	0.003	0.007	0.07	0.17



**Mounting Pad Layout(mm)**

**Disclaimer**

Specifications are subject to change without notice.  
 The device characteristics and parameters in this data sheet can and do vary in different applications and actual device performance may vary over time.  
 Users should verify actual device performance in their specific applications.